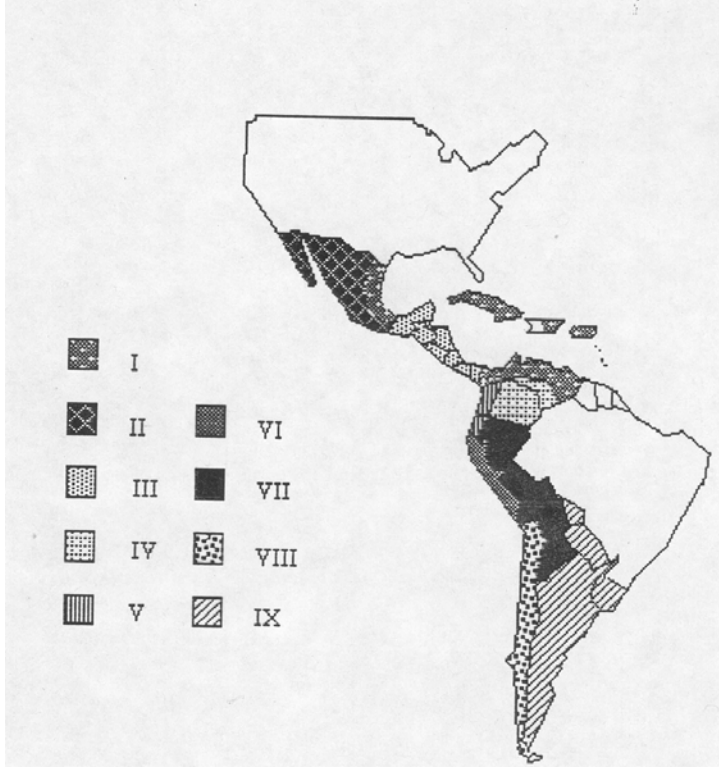
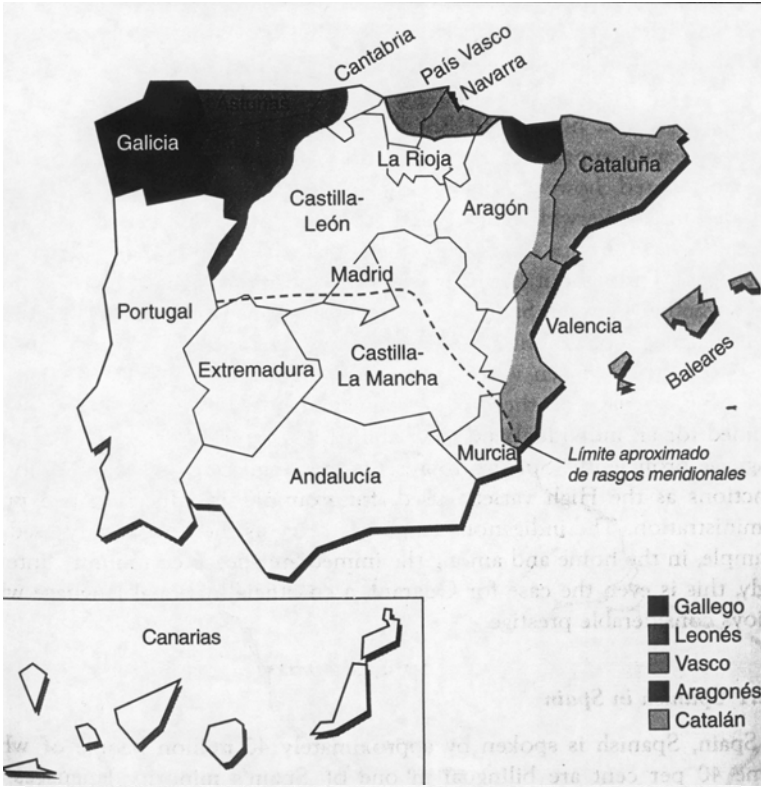


**From global village to urban legend:
the role of the city in the formation of Spanish American dialects**

John M. Lipski
The Pennsylvania State University



Possible classification of Latin American Spanish dialect zones (Zamora)

THE SPANISH LANGUAGE CIRCA 1492

Antonio de Nebrija, *Gramática*; Juan de Valdés, *Diálogo de la lengua*.

1. Distinction among /s/ (written *s-* or *-ss-*), /z/ (written *-s-*), /t^s/ (written *ç*) y /d^z/ (written *z*).
2. Existente of /ʒ/-/ġ/ (written *gi, gi, j*) and /š/ (griten *x*); the *jota* /x/ did not yet exist.
3. Pronouns *tú, nos, vos*. *Nosotros* and *vosotros* are beginning to emerge. *Usted/ustedes* do not yet exist.
4. Distintion between /b/ and /v/.
5. Original word-initial *f-* still realized as [h]: *hembra, hambre, hondo*, etc.
6. Distintion between /λ/ (*ll*) and /y/ (*y*).
7. Clitics at the end of finite verbs: *dijome, viole*, etc.
8. The modern combination *se lo*, etc. was still *ge [že] lo*, etc.
9. Frquent combinations ARTICLE + POSSESSIVE (*la mía casa*, etc.).

IN WESTERN ANDALUSIA (Sevilla, Huelva, Cádiz, etc.):

1. /λ/ tending to disappear as independent phoneme, realized as [y] (*yeísmo*).
2. Emergence of confusion *s/ss* and *ç/z* in favor of the latter (*seseo*).
3. Word-final consonants beginning to weaken or neutralize

.....

APPROXIMATE CHRONOLOGY OF PENINSULAR LINGUISTIC CHANGES

CHANGE	CASTILE	ANDALUSIA	LATIN AM.
innovation <i>vosotros</i>	1450-1500	1450-1500	no
loss of <i>vosotros</i>	did not occur	?	
<i>s, ss, ç, z</i> > [s] (<i>seseo</i>)	did not occur	1500-1550	yes
Devoicing of /z/, /ž/, /d ^z /	1550+	1575+ (?)	yes
[λ] > [y]	only occasional	began 1550+	some
neutralization of /b/ y /v/	1525-1550 (?)	1525-1550 (?)	yes
[š] > [x]	1575-1600	1575-1600 (?)	yes
<i>ç, z</i> > [θ]	1625-1675	did not occur	no
innovation <i>usted/ustedes</i>	1675-1700	1675-1700	yes
[x] > [h]	did not occur	(?) 1700+	some
[x] > [χ]	(?) 1700+	did not occur	no
aspiration of /s/	did not occur	(?) 1650-1700	some
loss of <i>vos</i>	ca. 1700	ca. 1700	some

.....

SEPHARDIC (JUDEO) SPANISH (JUDEOESPAÑOL/LADINO/ĴUDESZMO)

1. Familiar pronouns: *tú, vozotros (vos, vozos)*
 Formal pronouns: *vos, su merced,*
el/eya; vozos, vozotros,
2. intervocalic /s/ is [z]: *casa* [kaza]
3. *yeísmo* is general

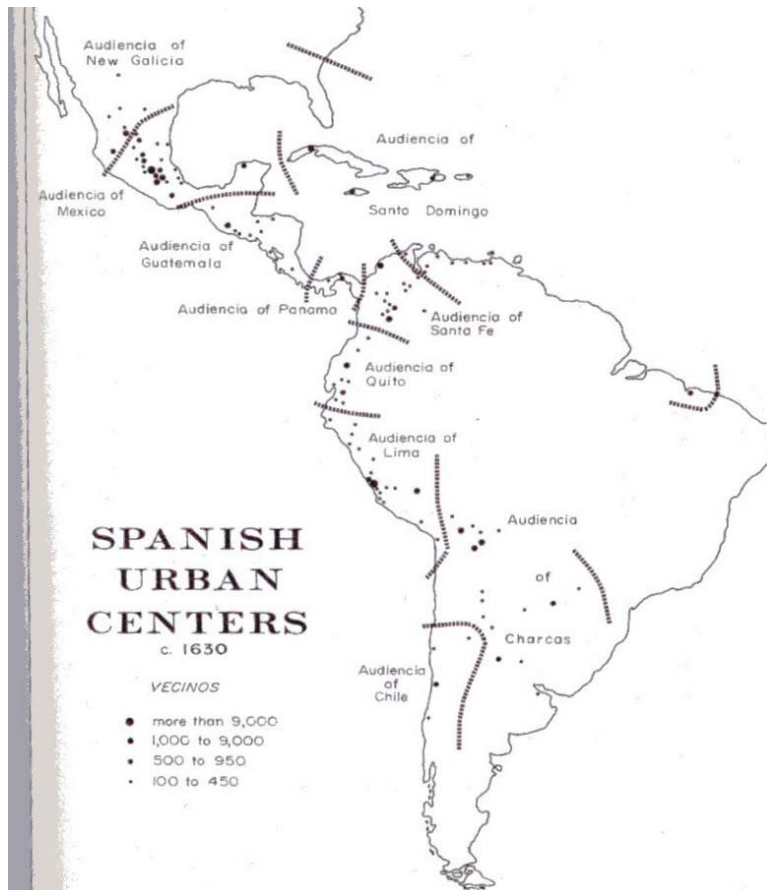
4. retention of initial /f-/
5. retention of [j] (*judío*), [ʒ] (*fižo* 'hijo'), [š] (*šavón* 'jabón')
6. retention of /-b/: *sibdat* 'ciudad'
7. retention of opposition /b-/-v/ (*vaca-boca*)
8. archaisms: *agora*, *mesmo*, *muncho*, etc.
9. Loss of distincion /s/ and /t^s/, etc. (*saco-braso*, etc.)
10. occasional palatalization of syllable-final /s/: *cašco* 'casco'
11. /n/ > /m/ before [o], [u]: *mosotros* 'nosotros', *mos* 'nos', *mueve* 'nueve'
12. /e/ > [i], /o/ > [u] in final atonic position: *nochi* 'noche', *fižu* 'hijo', etc.
13. retention of /-mb-/: *lamber* 'lamer', *lomba* 'loma', etc.
14. Much METATHESIS (interchange of sounds): *pobre* > *probe*, *gordo* > *godro*, *cabra* > *craba*, etc.

.....

SOME POPULATION FIGURES FOR URBAN AREAS (free Spanish-speaking)

	1600	1700	1800	1850	1900	1950
Acapulco	500	550	75			
Asunción	3500	4500	9000	24,000	50,000	206,000
Bogotá			23,000	28,000	117,000	607,000
Buenos Aires	510	5000	55,000	180,000	700,000	5.2M
Caracas	500	20,000	31,000	49,000	72,000	694,000
Cartagena:	2500	2500	18,000	9,900	9,700	129,000
Guatemala City			22,000		72,000	295,000
Havana	4500		52,000	90,000	236,000	1.1M
La Paz	1000	14,000	24,000	43,000	53,000	300,000
Lima	25,000	52,000	55,000	95,000	101,000	950,000
Mexico City	60,000		100,000	170,000	345,000	2.2M
Montevideo			6,000	34,000	268,000	609,000
Panama City		5000		5000	25,000	190,000
Puebla, Mexico	800	6000	80,000		100,000	251,000
Potosí, Bolivia		150,000	22,000	16,000	21,000	46,000
Quito			25,000	36,000	47,000	210,000
San Juan, Puerto Rico					32,000	429,000
Santo Domingo					25,000	182,000
Santiago de Chile		25,000	65,000	99,000	256,000	1.3M
San Salvador			10,000	29,000	33,000	220,000
Seville		80,000	150,000			
Veracruz	3000	3500	4500	4200	4000	110,000

.....



La emigración española a América: 1493-1600
Aportación de las regiones

	1493-1519 I	1520-1539 II	1540-1559 III	1560-1579 IV	1580-1600 V	Total	Porcentajes
1. Andalucía	2.172 (39,7%)	4.247 (32,0%)	3.269 (36,1%)	6.547 (37,2%)	3.994 (42,2%)	20.229	36,9
2. Extremadura	769 (14,1%)	2.204 (16,6%)	1.416 (15,7%)	3.295 (18,7%)	1.351 (14,2%)	9.035	16,4
3. Cast. la Nueva	483 (8,8%)	1.587 (12,0%)	1.303 (14,4%)	3.343 (19,0%)	1.825 (19,2%)	8.541	15,6
4. Cast. la Vieja	987 (18,0%)	2.337 (17,6%)	1.390 (15,4%)	1.984 (11,3%)	970 (10,2%)	7.668	14,0
5. León	406 (7,5%)	1.004 (7,6%)	559 (6,2%)	875 (4,5%)	384 (4,0%)	3.228	5,9
6. País Vasco	257 (4,4%)	600 (4,5%)	396 (4,4%)	515 (2,9%)	312 (3,3%)	2.080	3,8
7. Extranjeros	141 (2,6%)	557 (4,2%)	332 (3,7%)	263 (1,5%)	229 (2,4%)	1.522	2,8
8. Galicia	111 (2,0%)	193 (1,4%)	73 (0,8%)	179 (1,0%)	111 (1,2%)	667	1,2
9. Val., Cat., Bal.	40 (0,7%)	131 (1,0%)	62 (0,7%)	113 (0,6%)	55 (0,6%)	401	0,7
10. Aragón	32 (0,6%)	101 (0,8%)	40 (0,4%)	99 (0,6%)	83 (0,9%)	355	0,6
11. Murcia	29 (0,5%)	122 (0,9%)	50 (0,5%)	96 (0,5%)	47 (0,5%)	344	0,6
12. Navarra	10 (0,2%)	71 (0,5%)	81 (0,6%)	112 (0,6%)	52 (0,5%)	326	0,6
13. Asturias	36 (0,1%)	77 (0,6%)	49 (0,5%)	90 (0,5%)	71 (0,7%)	323	0,6
14. Canarias	8 (0,1%)	31 (0,2%)	24 (0,3%)	75 (0,4%)	24 (0,2%)	162	0,3
TOTAL	5.481	13.262	9.044	17.586	9.508	54.881	100,0

Italian immigration to Argentina

Period	Total	Italian	%
1861-1870	159,570	113,554	71
1871-1880	260,885	152,061	58
1881-1890	841,122	493,885	59
1891-1900	648,326	425,693	57
1901-1910	1,764,103	796,190	45
1911-1920	1,204,919	347,388	29
<hr/>			
Total Italians 1861-1914		2,270,525	47
<hr/>			
Total Italians 1900-1914 as percentage of total Italians 1861-1914			50

Argentina. Población italiana en porcentajes sobre toda la población extranjera y total del país, en los años 1869, 1895, 1914 y 1960

PROVINCIA	Población Total (miles)				Población Extranjera Porcent. s/ toda la población				Población italiana Porcent. s/ toda la población			
	1869	1895	1914	1960	1869	1895	1914	1960	1869	1895	1914	1960
Capital Federal	177	663	1.575	2.967	49,5	52,0	49,3	22,9	23,7	27,5	19,8	6,9
Buenos Aires	317	921	2.066	6.739	19,8	30,8	34,0	16,5	6,0	15,2	13,8	6,9
Santa Fe	89	397	899	1.884	15,6	41,9	35,1	8,0	4,5	27,7	18,3	4,7
Entre Ríos	134	292	425	805	13,6	21,8	17,0	3,2	3,0	7,2	3,8	0,6
Corrientes	129	239	347	533	6,8	9,1	7,0	10,8	1,2	1,5	1,0	0,2
Córdoba	210	351	735	1.754	0,8	10,1	20,4	6,5	0,2	6,3	11,3	3,0
San Luis	53	81	116	174	1,0	2,6	8,5	2,6	0,0	0,1	3,5	1,0
Mendoza	65	116	277	824	9,4	13,6	31,8	9,6	0,0	3,5	10,3	3,1
San Juan	60	84	119	352	0,8	6,3	13,7	5,5	0,0	0,0	1,1	1,8
La Rioja	48	69	79	128	0,5	1,2	2,0	1,0	0,0	0,3	0,5	0,4
Catamarca	79	90	100	168	0,5	1,1	2,0	1,0	0,0	0,3	0,5	0,3

Select bibliography

- Bailey, Samuel. 1999. *Immigrants in the lands of promise: Italians in Buenos Aires and New York City, 1870-1914*. Ithaca: Cornell University Press.
- Boyd-Bowman, Peter. 1956. Regional origins of the earliest Spanish colonists of America. *PMLA* 71.1152-1172.
- _____. 1975. A sample of sixteenth century 'Caribbean' Spanish phonology. 1974 Colloquium on Spanish and Portuguese linguistics, ed. by W. Milan, J. Staczek and J. Zamora, 1-11. Washington: Georgetown University Press.
- Catalán, Diego. 1956-7. El çeçeo-zezeo al comenzar la expansión atlántica de Castilla. *Boletim de Filologia* 16.306-334.
- _____. 1957. The end of the phoneme /z/ in Spanish. *Word* 13.283-322.
- _____. 1958. Génesis del español atlántico (ondas varias a través del océano). *Revista de Historia Canaria* 24.233-242.
- Fontanella de Weinberg, María Beatriz. 1987. *El español bonaerense: cuatro siglos de evolución lingüística (1580-1980)*. Buenos Aires: Hachette.
- Frago García, J. 1983. Materiales para la historia de la aspiración de la /-s/ implosiva en las hablas andaluzas. *Lingüística Española Actual* 5.153-171.
- Granda, Germán de. 1979. Factores determinantes de la preservación del fonema /ll/ en el español del Paraguay. *Lingüística Española Actual* 1.403-412.

- Guitarte, Guillermo. 1973. Seseo y distinción *s-z* en América durante el siglo XIX. *Romanica* 6.59-76.
- _____. 1980. Para una periodización de la historia del español de América. *Perspectivas de la investigación lingüística hispanoamericana*, ed. by Juan Lope Blanch, 119-137. Mexico: Universidad Nacional Autónoma de México.
- Lipski, John. 1994. A new perspective on Afro-Dominican Spanish: the Haitian contribution. *Research Paper No. 26*, University of New Mexico Latin American Institute.
- _____. 1995. Literary 'Africanized' Spanish as a research tool: dating consonant reduction. *Romance Philology* 49.130-167.
- _____. 1996. Contactos de criollos en el Caribe hispánico: contribuciones al español *bozal*. *América Negra* 11.31-60.
- _____. 1998. El español de los braceros chinos y la problemática del lenguaje *bozal*. *Montalbán* 31.101-139.
- _____. 1999a. Creole-to-creole contacts in the Spanish Caribbean: the genesis of Afro Hispanic language. *Publications of the Afro-Latin American Research Association (PALARA)* 3.5-46.
- _____. 1999b. Chinese-Cuban pidgin Spanish: implications for the Afro-creole debate. *Creole Genesis, attitudes and discourse*, ed. by John Rickford and Suzanne Romaine, 215-233. Amsterdam: John Benjamins.
- Lockhart, James and Stuart Schwartz. 1983. *Early Latin America*. Cambridge: Cambridge University Press.
- Mufwene, Salikoko. 1996a. The founder principle in creole genesis. *Diachronica* 13.83-134.
- _____. 1996b. Creole genesis: a population genetics perspective. *Caribbean languages old and new*, ed. By Pauline Christie, 163-196. Kingston, Jamaica: The Press University of the West Indies.
- Nascimbene, Mario. 1988. *Los italianos y la integración nacional*. Buenos Aires: Ediciones Selección Editorial.
- Rosenblat, Angel. 1977. *Los conquistadores y su lengua*. Caracas: Universidad Central de Venezuela.
- Sánchez-Albornoz, Nicolás. 1974. *The population of Latin America*. Berkeley: University of California Press.
- Torreblanca, Máximo. 1989. La /s/ implosiva en español: sobre las fechas de su aspiración. *Thesaurus* 44.281-303.

.....
Department of Spanish, Italian, and Portuguese
211 Burrowes Building
The Pennsylvania State University
University Park, PA 16802-6203

(814) 865-4252; FAX (814) 863-7944

email: jlipski@psu.edu

<http://www.personal.psu.edu/jml34/>